

Scaled data based on original data using
LM-79-08 Approved Method: Electrical and Photometric Measurements of Solid-
State Lighting Products

Test Report Prepared for
Cooper Lighting Solutions
(formerly Eaton)

Brand: McGRAW-EDISON

Report Number: P387086

Luminaire Tested: **GWC-SA2D-750-U-SL3-HSS**

Issue Date: 3/3/2020

Test Information

Test Method: LM-79-08
Report Number: P387086
TEST IS SCALED FROM IESNA LM-79-08 TEST DATA (G2-1903-205-23)
Test Lab: INNOVATION CENTER
Issue Date: 3/3/2020
Manufacturer: COOPER LIGHTING SOLUTIONS (FORMERLY EATON)
Product Line: MCGRAW-EDISON
Catalog Number: GWC-SA2D-750-U-SL3-HSS
Description: GALLEON WALL LUMINAIRE
(2) 70 CRI, 5000K, 1200mA LIGHTSQUARES WITH 16 LEDS EACH AND TYPE III
SPILL LIGHT ELIMINATOR OPTICS WITH HOUSE SIDE SHIELD
Light Source: -
Ballast/Driver: ELECTRONIC DRIVER

Summary

Lumens per Lamp: N/A
Luminaire Lumens: 13834 lumens
Efficiency: N/A
Efficacy: 107.2 lumens/watt
Luminous Opening: Rectangular (W 1' x L: 0.5' x H: 0')
IES Classification: Type III - Medium
BUG Rating: B1 - U0 - G3

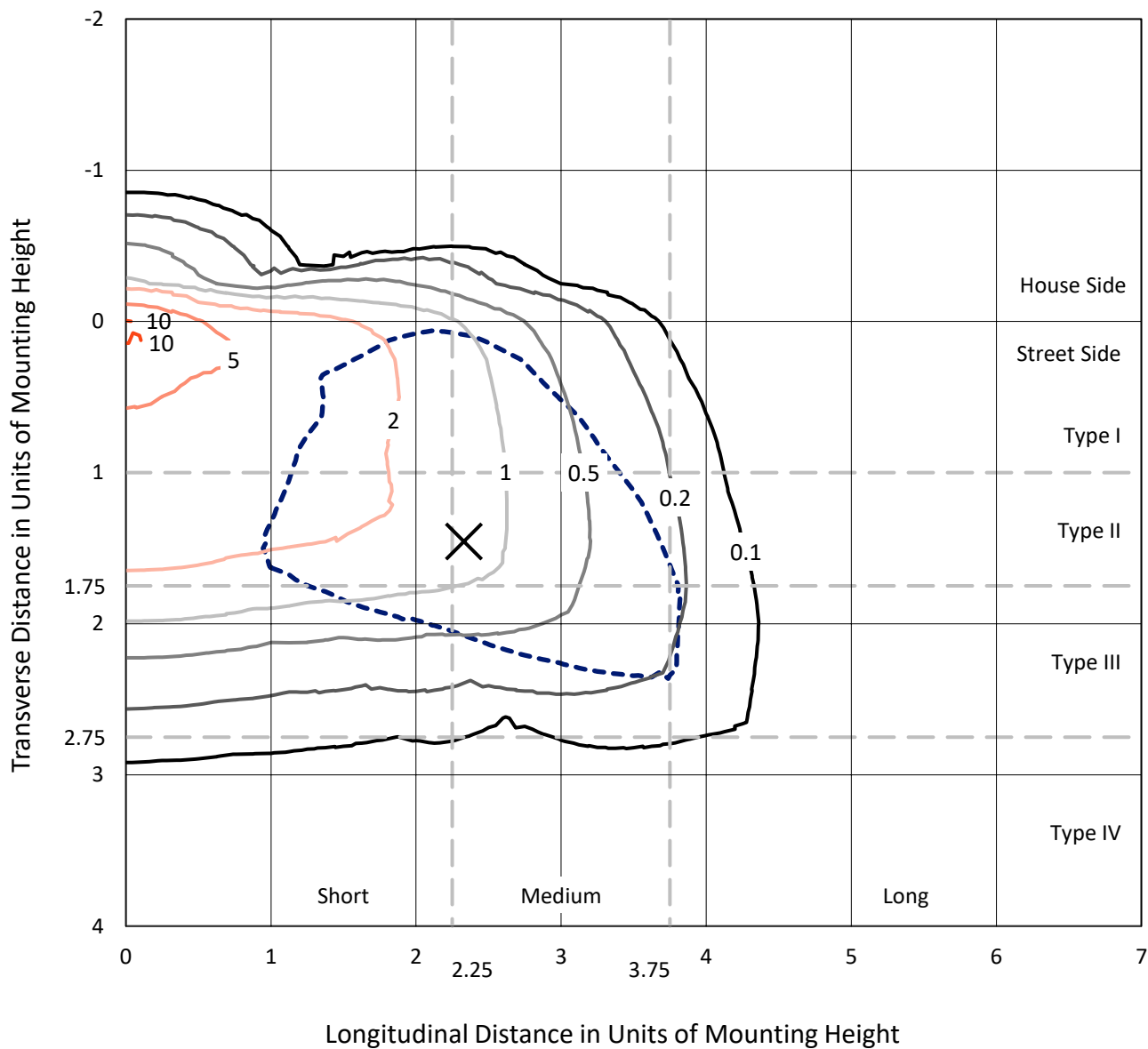
Input Watts (W): 129
Input Voltage (V): NR
Input Current (Ain): NR
Voltage Rise (V): NR
Power Factor: NR
Total Harmonic Distortion (THDi): NR
Frequency (hertz): 60
Stabilization Time: NR
Operation Time: NR
Ambient Temperature (°C): NR
Test Distance: 24 FT



REPORT NUMBER: P387086
 CATALOG NUMBER: GWC-SA2D-750-U-SL3-HSS

Iso-Footcandle Lines of Horizontal Illumination

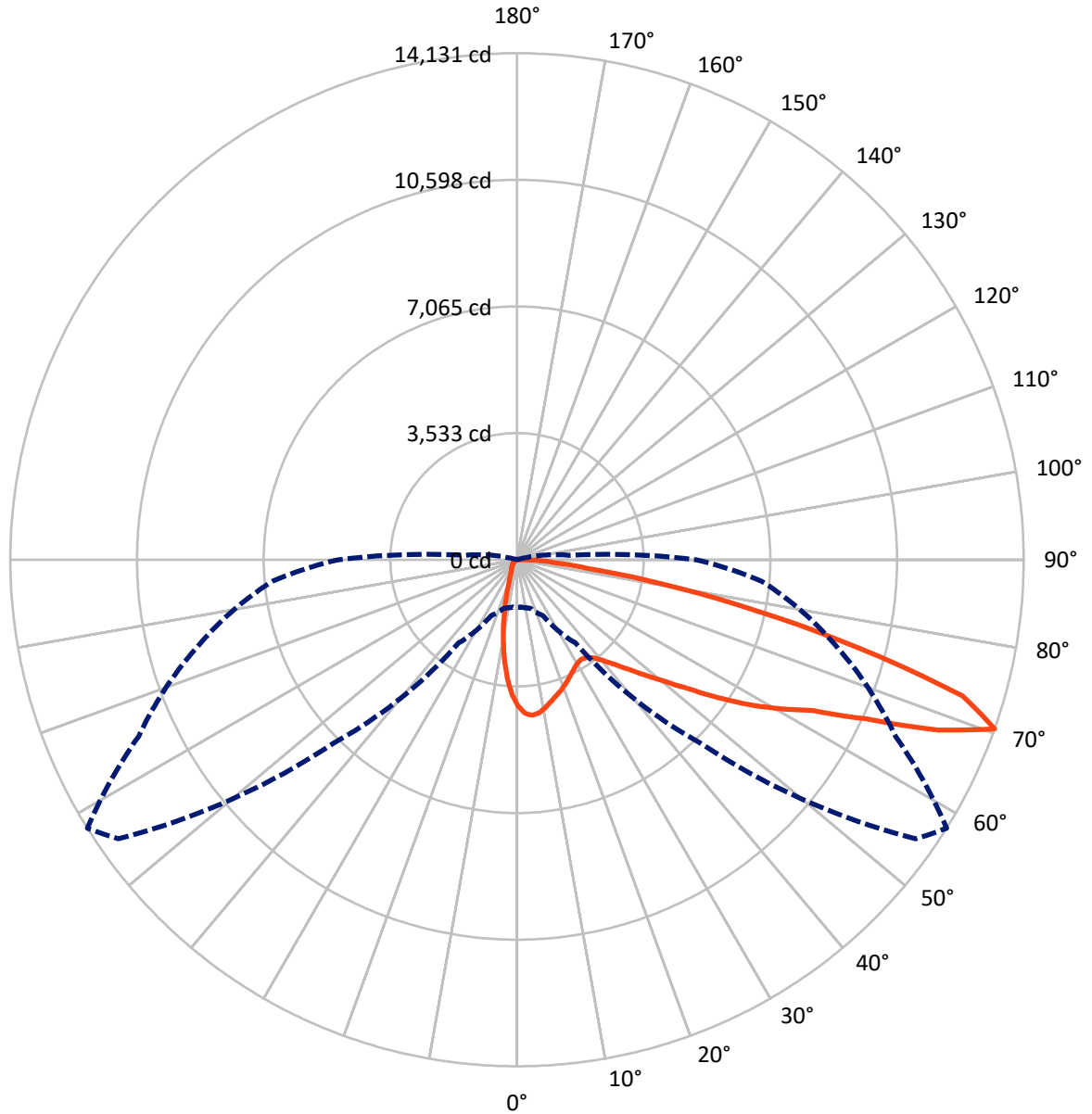
✕ Max cd
 - - - 1/2 Max cd



Based on 20 foot mounting height. Maximum calculated value = 10.4 fc
 Type III - Medium - N/A

REPORT NUMBER: P387086
CATALOG NUMBER: GWC-SA2D-750-U-SL3-HSS

Luminous Intensity Polar Plot



— Vertical Plane Through 58-Deg Lateral - - - Horizontal Cone Through 70-Deg Vertical



REPORT NUMBER: P387086

CATALOG NUMBER: GWC-SA2D-750-U-SL3-HSS

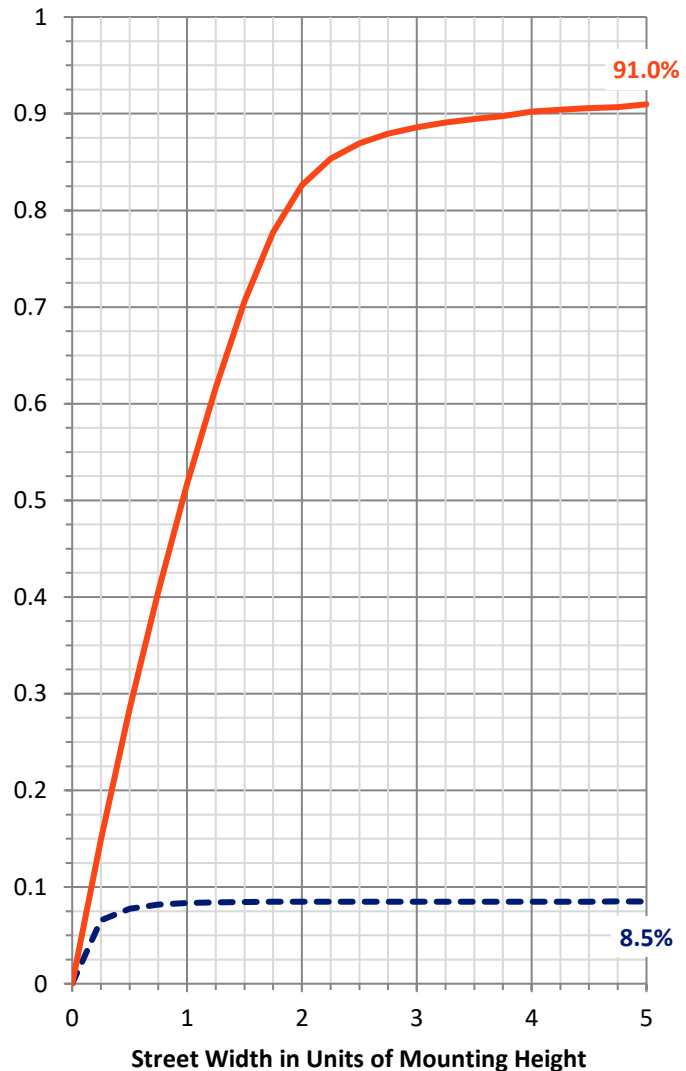
FLUX DISTRIBUTION:

| | | Downward | Upward | Total |
|--------------------|-----------|----------|--------|---------|
| House Side | Lumens | 1183.9 | 0.0 | 1183.9 |
| | % Fixture | 8.6 | 0.0 | 8.6 |
| Street Side | Lumens | 12650.1 | 0.0 | 12650.1 |
| | % Fixture | 91.4 | 0.0 | 91.4 |
| Total | Lumens | 13834.0 | 0.0 | 13834.0 |
| | % Fixture | 100.0 | 0.0 | 100.0 |

Coefficient of Utilization

ZONAL LUMENS:

| Zone | Lumens | % Fixture |
|-----------|---------|-----------|
| 0°-10° | 334.2 | 2.4 |
| 10°-20° | 701.3 | 5.1 |
| 20°-30° | 922.0 | 6.7 |
| 30°-40° | 1221.1 | 8.8 |
| 40°-50° | 1825.2 | 13.2 |
| 50°-60° | 2923.9 | 21.1 |
| 60°-70° | 3685.6 | 26.6 |
| 70°-80° | 1988.0 | 14.4 |
| 80°-90° | 232.7 | 1.7 |
| 90°-100° | 0.0 | 0.0 |
| 100°-110° | 0.0 | 0.0 |
| 110°-120° | 0.0 | 0.0 |
| 120°-130° | 0.0 | 0.0 |
| 130°-140° | 0.0 | 0.0 |
| 140°-150° | 0.0 | 0.0 |
| 150°-160° | 0.0 | 0.0 |
| 160°-170° | 0.0 | 0.0 |
| 170°-180° | 0.0 | 0.0 |
| 0°-90° | 13834.0 | 100.0 |
| 0°-180° | 13834.0 | 100.0 |



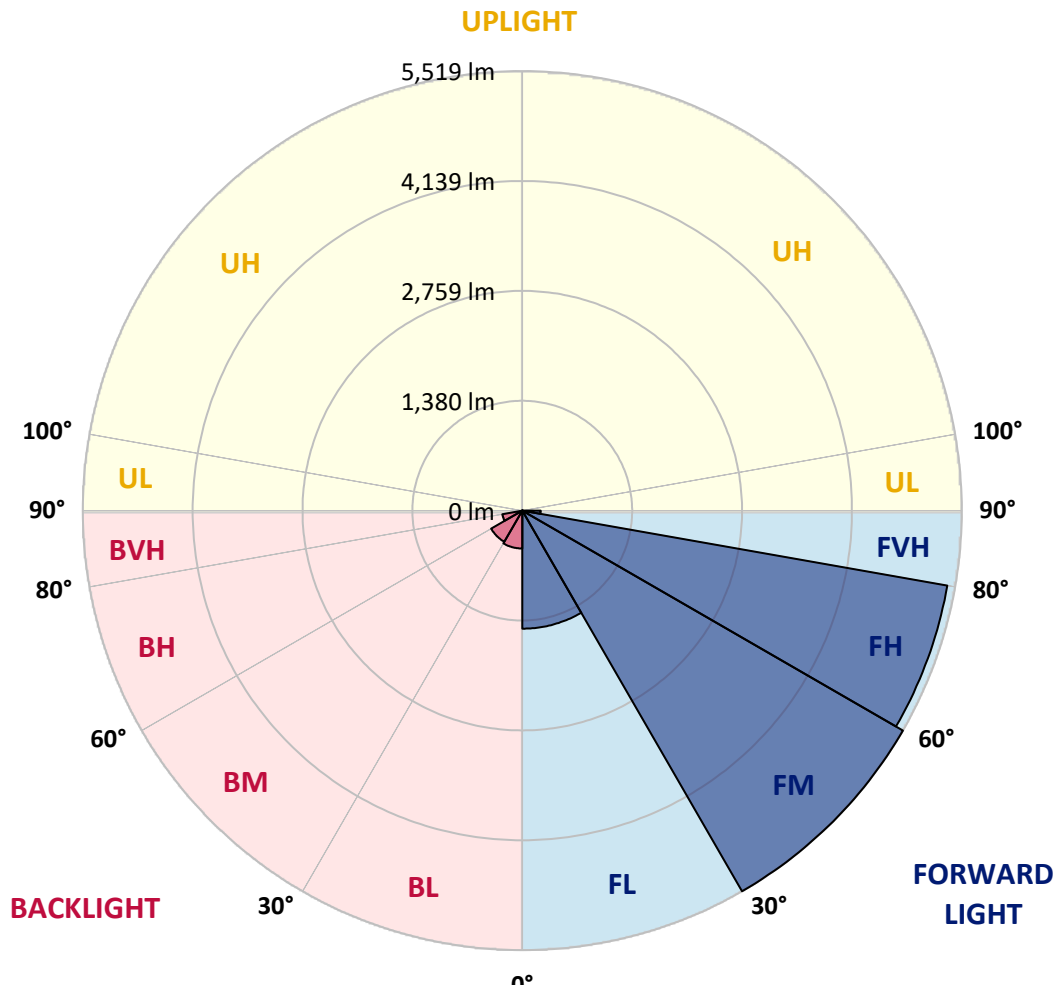
REPORT NUMBER: P387086

CATALOG NUMBER: GWC-SA2D-750-U-SL3-HSS

LUMINAIRE CLASSIFICATION SYSTEM LUMEN TABLE AND BUG RATING:

| Zone | Lumens | % Fixture | Zone Rating/Lumen Limit | | |
|----------------|--------|-----------|-------------------------|------|---------|
| | | | B | U | G |
| FL (0°-30°) | 1481.9 | 10.7 | | | |
| FM (30°-60°) | 5518.6 | 39.9 | | | |
| FH (60°-80°) | 5418.9 | 39.2 | | | G3/7500 |
| FVH (80°-90°) | 230.7 | 1.7 | | | G3/500 |
| BL (0°-30°) | 475.6 | 3.4 | B1/500 | | |
| BM (30°-60°) | 451.6 | 3.3 | B1/1000 | | |
| BH (60°-80°) | 254.6 | 1.8 | B1/500 | | G1/500 |
| BVH (80°-90°) | 2.0 | 0.0 | | | G0/10 |
| UL (90°-100°) | 0.0 | 0.0 | | U0/0 | |
| UH (100°-180°) | 0.0 | 0.0 | | U0/0 | |

BUG Rating: B1-U0-G3
 Type III Medium





REPORT NUMBER: P387086

CATALOG NUMBER: GWC-SA2D-750-U-SL3-HSS

CANDELA DISTRIBUTION (FULL):

| | 0° | 5° | 15° | 25° | 35° | 45° | 55° | 58° | 65° | 75° | 85° |
|-------|--------|--------|--------|--------|--------|--------|---------|---------|---------|--------|--------|
| 0° | 4086.5 | 4086.5 | 4086.5 | 4086.5 | 4086.5 | 4086.5 | 4086.5 | 4086.5 | 4086.5 | 4086.5 | 4086.5 |
| 2.5° | 4425.3 | 4414.4 | 4410.4 | 4403.5 | 4377.0 | 4351.1 | 4299.9 | 4285.5 | 4253.3 | 4176.8 | 4095.7 |
| 5° | 4428.8 | 4428.2 | 4440.3 | 4437.4 | 4428.2 | 4416.1 | 4379.3 | 4360.3 | 4305.7 | 4196.4 | 4048.0 |
| 7.5° | 4215.4 | 4226.3 | 4253.3 | 4275.2 | 4300.5 | 4333.3 | 4337.9 | 4319.5 | 4274.6 | 4156.7 | 3959.9 |
| 10° | 3928.9 | 3946.1 | 3984.1 | 4027.2 | 4093.4 | 4159.0 | 4217.7 | 4215.4 | 4199.8 | 4083.6 | 3854.1 |
| 12.5° | 3641.8 | 3662.0 | 3705.7 | 3769.5 | 3863.3 | 3970.3 | 4075.0 | 4089.4 | 4115.3 | 4018.0 | 3756.3 |
| 15° | 3390.5 | 3407.7 | 3450.9 | 3529.1 | 3645.3 | 3789.1 | 3942.7 | 3969.1 | 4035.9 | 3966.8 | 3674.6 |
| 17.5° | 3177.0 | 3188.0 | 3219.6 | 3306.5 | 3441.1 | 3615.4 | 3815.0 | 3866.8 | 3966.3 | 3926.6 | 3603.9 |
| 20° | 3028.1 | 3029.8 | 3050.5 | 3111.5 | 3246.1 | 3441.1 | 3682.7 | 3756.9 | 3892.6 | 3892.1 | 3530.8 |
| 22.5° | 2954.4 | 2948.7 | 2952.7 | 2987.8 | 3086.7 | 3274.8 | 3550.4 | 3638.4 | 3826.5 | 3862.7 | 3456.6 |
| 25° | 2940.6 | 2936.0 | 2924.5 | 2929.1 | 2988.9 | 3129.3 | 3416.9 | 3518.7 | 3768.4 | 3844.9 | 3392.2 |
| 27.5° | 2983.8 | 2988.4 | 2968.8 | 2948.1 | 2952.7 | 3035.0 | 3298.4 | 3416.3 | 3721.2 | 3844.9 | 3346.7 |
| 30° | 3070.6 | 3072.9 | 3058.5 | 3031.5 | 2995.3 | 3008.5 | 3216.2 | 3334.1 | 3697.6 | 3871.4 | 3318.0 |
| 32.5° | 3166.7 | 3179.3 | 3177.6 | 3155.8 | 3104.0 | 3050.5 | 3196.6 | 3304.2 | 3695.9 | 3930.0 | 3315.1 |
| 35° | 3285.8 | 3300.1 | 3324.3 | 3319.7 | 3265.6 | 3177.6 | 3263.3 | 3347.9 | 3729.8 | 4026.7 | 3346.2 |
| 37.5° | 3412.3 | 3434.2 | 3485.9 | 3510.7 | 3475.6 | 3376.1 | 3412.9 | 3473.3 | 3820.7 | 4183.1 | 3425.0 |
| 40° | 3534.8 | 3559.6 | 3653.9 | 3751.1 | 3724.7 | 3622.3 | 3639.5 | 3687.9 | 3982.4 | 4408.1 | 3574.5 |
| 42.5° | 3655.1 | 3691.9 | 3830.5 | 3990.4 | 4022.1 | 3940.4 | 3949.6 | 3988.1 | 4222.3 | 4717.5 | 3819.0 |
| 45° | 3798.9 | 3840.3 | 4045.7 | 4243.0 | 4327.5 | 4291.9 | 4331.0 | 4356.3 | 4535.8 | 5126.5 | 4148.6 |
| 47.5° | 4010.0 | 4057.7 | 4309.7 | 4534.6 | 4683.0 | 4706.0 | 4784.8 | 4801.5 | 4932.1 | 5602.8 | 4578.3 |
| 50° | 4421.9 | 4435.1 | 4662.9 | 4867.1 | 5081.1 | 5219.1 | 5308.9 | 5321.5 | 5411.8 | 6123.4 | 5115.0 |
| 52.5° | 4940.2 | 4948.8 | 5077.6 | 5214.5 | 5457.9 | 5739.7 | 5949.7 | 5967.5 | 5986.5 | 6630.8 | 5644.8 |
| 55° | 5455.0 | 5453.8 | 5539.0 | 5619.5 | 5897.9 | 6307.5 | 6763.1 | 6774.0 | 6637.7 | 7112.3 | 6049.8 |
| 57.5° | 5776.6 | 5807.6 | 5937.0 | 6040.6 | 6429.4 | 6954.6 | 7586.8 | 7627.1 | 7321.6 | 7468.9 | 6450.2 |
| 60° | 5674.2 | 5689.1 | 5976.2 | 6359.3 | 7091.5 | 7874.4 | 8420.3 | 8430.7 | 7835.9 | 7825.0 | 6956.4 |
| 62.5° | 4834.3 | 4842.4 | 5293.3 | 6083.2 | 7426.9 | 9067.5 | 9425.9 | 9257.3 | 8427.3 | 8319.1 | 7562.1 |
| 65° | 3313.4 | 3365.7 | 3742.5 | 4718.7 | 6810.8 | 9815.9 | 10982.5 | 10703.5 | 9328.7 | 9031.3 | 8109.7 |
| 67.5° | 1951.2 | 1940.3 | 2126.7 | 2845.7 | 5002.3 | 9318.9 | 12951.5 | 12674.2 | 10557.9 | 9508.1 | 7949.2 |
| 70° | 1332.8 | 1325.4 | 1396.7 | 1722.8 | 2823.8 | 7229.0 | 13571.0 | 14130.7 | 11643.4 | 9187.1 | 6841.3 |
| 72.5° | 951.4 | 955.5 | 1060.7 | 1338.6 | 1772.9 | 4211.9 | 11670.4 | 12995.2 | 11303.4 | 8009.1 | 5200.2 |
| 75° | 646.0 | 656.9 | 807.6 | 1098.1 | 1554.3 | 2142.8 | 8281.7 | 9878.6 | 9204.4 | 5820.8 | 2988.9 |
| 77.5° | 347.4 | 359.5 | 537.3 | 884.7 | 1405.3 | 1488.7 | 5327.3 | 6798.8 | 5781.7 | 2616.8 | 866.3 |
| 80° | 145.0 | 151.9 | 251.4 | 643.1 | 1214.3 | 1307.5 | 3134.5 | 4122.7 | 2463.7 | 516.0 | 193.3 |
| 82.5° | 62.7 | 66.2 | 104.7 | 383.7 | 907.7 | 1103.9 | 1659.6 | 1983.4 | 746.7 | 113.3 | 97.2 |
| 85° | 12.1 | 12.7 | 43.1 | 203.1 | 579.3 | 623.0 | 1075.7 | 1054.4 | 335.4 | 48.9 | 70.8 |
| 87.5° | 0.0 | 0.0 | 10.4 | 63.9 | 170.3 | 339.4 | 656.3 | 648.3 | 113.9 | 23.6 | 26.5 |
| 90° | 0.0 | 0.0 | 0.0 | 0.0 | 0.0 | 0.0 | 0.0 | 0.0 | 0.0 | 0.0 | 0.0 |



REPORT NUMBER: P387086
 CATALOG NUMBER: GWC-SA2D-750-U-SL3-HSS

CANDELA DISTRIBUTION (continued):

| | 90° | 95° | 105° | 115° | 125° | 135° | 145° | 155° | 165° | 175° | 180° |
|-------|--------|--------|--------|--------|--------|--------|--------|--------|--------|--------|--------|
| 0° | 4086.5 | 4086.5 | 4086.5 | 4086.5 | 4086.5 | 4086.5 | 4086.5 | 4086.5 | 4086.5 | 4086.5 | 4086.5 |
| 2.5° | 4054.3 | 4014.6 | 3931.2 | 3828.2 | 3749.4 | 3662.5 | 3593.5 | 3506.1 | 3468.1 | 3469.8 | 3449.1 |
| 5° | 3963.4 | 3881.7 | 3697.1 | 3464.1 | 3284.6 | 3099.4 | 2940.0 | 2781.3 | 2687.5 | 2657.0 | 2628.3 |
| 7.5° | 3833.4 | 3704.0 | 3409.4 | 3050.5 | 2746.8 | 2449.9 | 2191.7 | 1964.4 | 1820.6 | 1750.5 | 1724.6 |
| 10° | 3686.7 | 3504.9 | 3078.7 | 2605.8 | 2172.1 | 1770.6 | 1435.8 | 1144.7 | 1028.5 | 949.7 | 929.6 |
| 12.5° | 3557.9 | 3311.7 | 2755.4 | 2149.7 | 1634.8 | 1150.5 | 831.2 | 650.0 | 571.2 | 540.1 | 535.0 |
| 15° | 3436.5 | 3131.0 | 2444.2 | 1736.6 | 1132.1 | 708.1 | 528.6 | 467.1 | 448.7 | 443.5 | 443.5 |
| 17.5° | 3322.0 | 2959.0 | 2139.9 | 1330.0 | 749.0 | 496.4 | 437.8 | 424.0 | 418.2 | 417.6 | 418.2 |
| 20° | 3202.4 | 2787.0 | 1840.8 | 974.5 | 522.9 | 420.5 | 404.4 | 396.9 | 395.2 | 395.2 | 395.2 |
| 22.5° | 3087.9 | 2615.0 | 1549.7 | 696.0 | 419.3 | 383.7 | 375.6 | 370.5 | 368.7 | 368.2 | 367.0 |
| 25° | 2978.0 | 2451.7 | 1265.5 | 491.8 | 368.2 | 351.5 | 344.6 | 337.7 | 332.5 | 329.6 | 327.9 |
| 27.5° | 2887.7 | 2306.1 | 1000.9 | 394.6 | 332.5 | 318.1 | 309.5 | 299.1 | 286.5 | 280.7 | 278.4 |
| 30° | 2815.8 | 2173.3 | 771.4 | 333.1 | 299.1 | 284.7 | 271.5 | 253.7 | 235.3 | 225.5 | 224.9 |
| 32.5° | 2759.4 | 2042.7 | 585.6 | 294.5 | 269.2 | 251.4 | 232.4 | 210.0 | 188.7 | 177.7 | 177.2 |
| 35° | 2731.8 | 1927.6 | 447.5 | 266.3 | 242.8 | 220.3 | 196.7 | 172.0 | 151.3 | 140.9 | 139.8 |
| 37.5° | 2750.2 | 1830.4 | 349.2 | 242.8 | 220.3 | 194.4 | 166.8 | 140.9 | 122.5 | 113.3 | 112.7 |
| 40° | 2817.5 | 1768.3 | 283.6 | 222.6 | 201.3 | 169.7 | 139.8 | 115.6 | 100.1 | 92.6 | 92.0 |
| 42.5° | 2960.8 | 1745.3 | 242.2 | 205.9 | 182.9 | 146.7 | 116.2 | 95.5 | 81.1 | 75.9 | 74.8 |
| 45° | 3200.1 | 1779.2 | 214.0 | 189.8 | 163.9 | 124.8 | 96.1 | 78.2 | 65.6 | 61.6 | 61.0 |
| 47.5° | 3518.7 | 1868.4 | 193.9 | 174.3 | 146.7 | 105.3 | 80.0 | 63.3 | 53.5 | 49.5 | 48.9 |
| 50° | 3929.5 | 2009.9 | 177.2 | 158.8 | 130.6 | 89.2 | 66.2 | 50.0 | 41.4 | 38.5 | 38.5 |
| 52.5° | 4376.4 | 2178.4 | 162.2 | 144.4 | 114.5 | 74.2 | 53.5 | 38.5 | 32.8 | 29.3 | 29.3 |
| 55° | 4745.7 | 2325.7 | 146.1 | 133.5 | 94.9 | 61.6 | 40.8 | 29.3 | 24.2 | 22.4 | 22.4 |
| 57.5° | 5114.5 | 2482.7 | 127.7 | 114.5 | 75.9 | 50.0 | 31.1 | 21.9 | 17.8 | 16.7 | 16.7 |
| 60° | 5592.5 | 2674.9 | 109.9 | 93.2 | 59.8 | 38.0 | 23.0 | 15.5 | 13.2 | 12.7 | 12.7 |
| 62.5° | 6118.2 | 2787.6 | 93.8 | 74.8 | 46.6 | 28.2 | 16.7 | 10.4 | 9.8 | 9.8 | 9.2 |
| 65° | 6439.8 | 2628.3 | 78.8 | 59.8 | 36.2 | 21.3 | 10.9 | 7.5 | 8.6 | 8.1 | 6.9 |
| 67.5° | 6029.7 | 2057.6 | 64.4 | 46.6 | 28.2 | 16.1 | 6.9 | 5.2 | 9.2 | 7.5 | 5.8 |
| 70° | 4992.5 | 1440.4 | 50.0 | 32.8 | 22.4 | 13.8 | 4.6 | 3.5 | 9.8 | 7.5 | 4.6 |
| 72.5° | 3736.2 | 964.1 | 39.7 | 21.9 | 16.7 | 12.1 | 4.0 | 1.7 | 8.6 | 6.3 | 4.0 |
| 75° | 2041.5 | 388.3 | 31.6 | 13.8 | 10.4 | 8.6 | 2.9 | 1.2 | 5.8 | 4.6 | 2.9 |
| 77.5° | 537.3 | 102.4 | 23.0 | 9.2 | 5.8 | 3.5 | 1.7 | 0.6 | 2.9 | 2.3 | 1.2 |
| 80° | 136.9 | 39.7 | 15.0 | 6.3 | 4.0 | 1.7 | 0.0 | 0.0 | 0.6 | 0.0 | 0.0 |
| 82.5° | 73.1 | 16.7 | 9.2 | 4.6 | 2.3 | 0.0 | 0.0 | 0.0 | 0.0 | 0.0 | 0.0 |
| 85° | 55.2 | 10.9 | 5.2 | 2.9 | 0.6 | 0.0 | 0.0 | 0.0 | 0.0 | 0.0 | 0.0 |
| 87.5° | 21.3 | 3.5 | 1.7 | 0.0 | 0.0 | 0.0 | 0.0 | 0.0 | 0.0 | 0.0 | 0.0 |
| 90° | 0.0 | 0.0 | 0.0 | 0.0 | 0.0 | 0.0 | 0.0 | 0.0 | 0.0 | 0.0 | 0.0 |

Signify Classified - Internal
Cooper Lighting Solutions Photometric Lab
1121 Highway 74 South
Peachtree City, GA 30269

Scaled Data Report



Report Generated By 670245982

Signify Classified - Internal
Cooper Lighting Solutions Photometric Lab
1121 Highway 74 South
Peachtree City, GA 30269

Scaled Data Report



Signify Classified - Internal
Cooper Lighting Solutions Photometric Lab
1121 Highway 74 South
Peachtree City, GA 30269

Scaled Data Report



Signify Classified - Internal
Cooper Lighting Solutions Photometric Lab
1121 Highway 74 South
Peachtree City, GA 30269

Scaled Data Report



Signify Classified - Internal
Cooper Lighting Solutions Photometric Lab
1121 Highway 74 South
Peachtree City, GA 30269

Scaled Data Report



--- HS — SS

Signify Classified - Internal
Cooper Lighting Solutions Photometric Lab
1121 Highway 74 South
Peachtree City, GA 30269

Scaled Data Report



u

Signify Classified - Internal
Cooper Lighting Solutions Photometric Lab
1121 Highway 74 South
Peachtree City, GA 30269

Scaled Data Report



Signify Classified - Internal
Cooper Lighting Solutions Photometric Lab
1121 Highway 74 South
Peachtree City, GA 30269

Scaled Data Report



(END OF REPORT)